


ending *ex officio* status for life benchers, former Treasurers and former attorneys general; and introduce an *emeritus* bencher status for former Treasurers, former attorneys general and benchers who reach the term limit. *Emeritus* benchers would be eligible for appointment to committees and the Hearing Panel, but would not participate in Convocation.

2010 Budget

In planning this year's budget, we were mindful of the global economic conditions under which we all operate. We were pleased to propose a budget with only modest fee increases for both lawyers and paralegals, while maintaining licensing process fees. Our core responsibilities in professional regulation, professional development and competence, and policy development are fully funded, while allowing for increased regulatory volumes, expanded practice audit programs and support for practitioners.

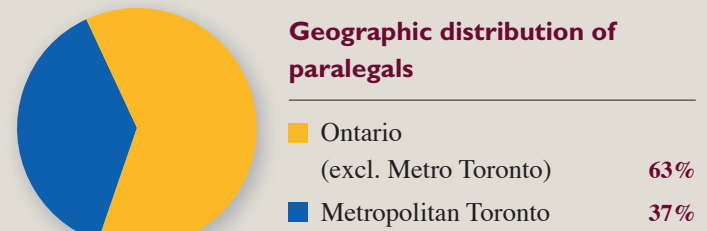


The year ahead

I speak for all Law Society staff when I say that we have enjoyed working with Treasurer W. A. Derry Millar over his term of office, and we look forward to developing the important initiatives that he has introduced in continuing professional development and civility. I would also like to thank our retiring Complaints Resolution Commissioner, Clare Lewis, Q.C., for his work over the last five years and his observations and suggestions which have helped us improve our complaints process. Finally, I will continue to rely on the commitment of the management team and staff as we work to ensure excellence in the provision of legal services and access to justice for the people of Ontario.



Malcolm Heins
Chief Executive Officer

Membership data



Lawyers by age and gender			
AGE	2007	2008	2009
Over 65			
Men	3,105	3,356	3,660
Women	195	226	284
50 to 65			
Men	9,147	9,336	9,463
Women	2,973	3,239	3,571
40 to 49			
Men	6,025	5,917	5,892
Women	4,325	4,468	4,567
30 to 39			
Men	5,210	5,245	5,271
Women	5,591	5,747	5,920
Under 30			
Men	963	978	1,026
Women	1,345	1,352	1,325
Total			
Men	24,450	24,832	25,312
Women	14,429	15,032	15,667
Total	38,879	39,864	40,979

Paralegals by age and gender		
AGE	2008	2009
Over 65		
Men	65	80
Women	5	7
50 to 65		
Men	545	597
Women	195	237
40 to 49		
Men	310	355
Women	322	368
30 to 39		
Men	226	248
Women	271	332
Under 30		
Men	105	130
Women	239	364
Total		
Men	1,251	1,410
Women	1,032	1,308
Total	2,283	2,718

Size of law firms		
	NO. OF FIRMS	NO. OF LAWYERS/ PARALEGALS IN THOSE FIRMS
Sole practitioner	7,765	7,765
2 to 10 lawyers	1,985	6,545
11 to 25 lawyers	162	2,513
26 to 50 lawyers	38	1,314
51+	30	4,476
Total	9,980	22,613

Size of paralegal firms		
	NO. OF FIRMS	NO. OF PARALEGALS IN THOSE FIRMS
Sole practitioner	833	833
2 paralegals	83	166
3 paralegals	23	69
4 paralegals	5	20
5 paralegals	4	20
6 to 10 paralegals	6	47
Total	954	1,155